

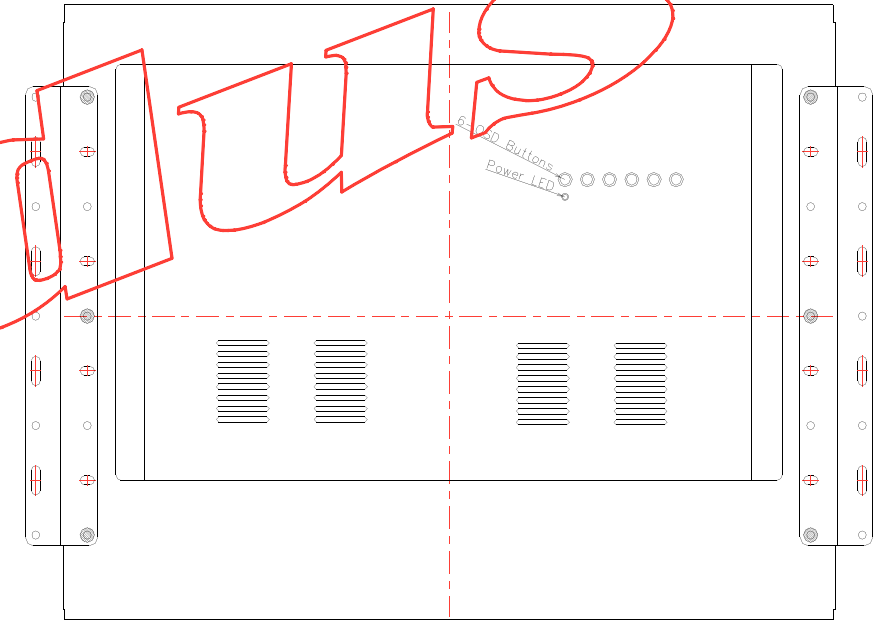
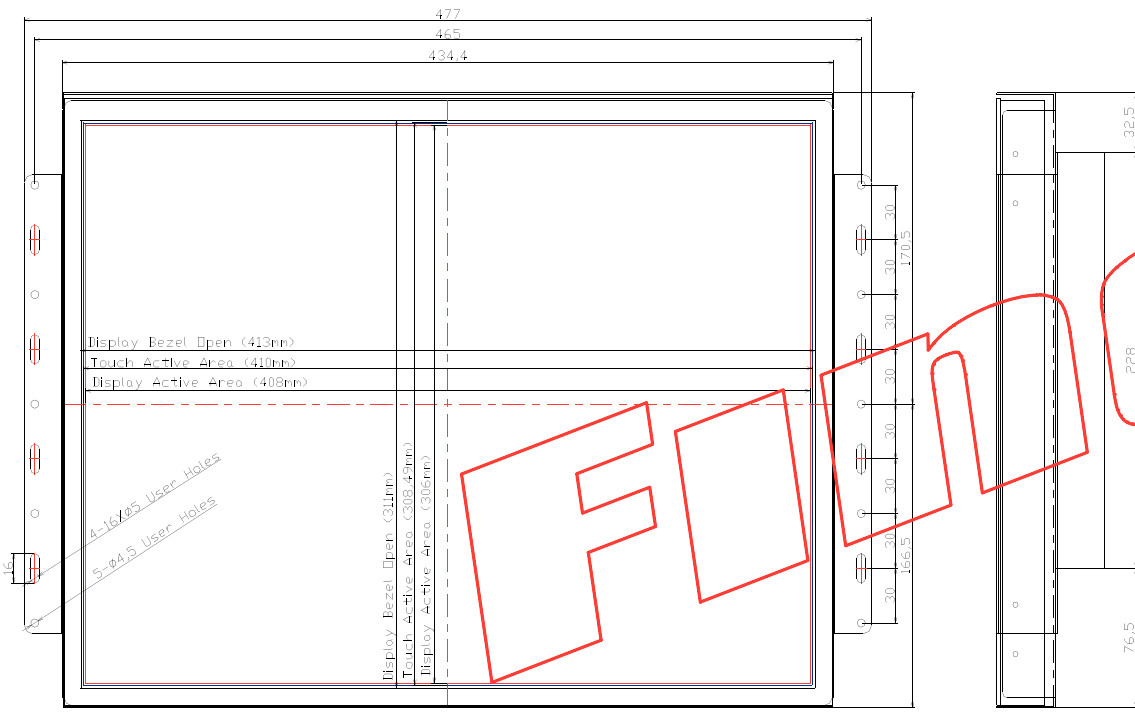
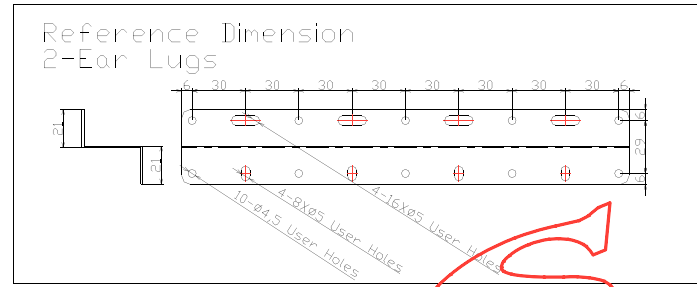
4

3

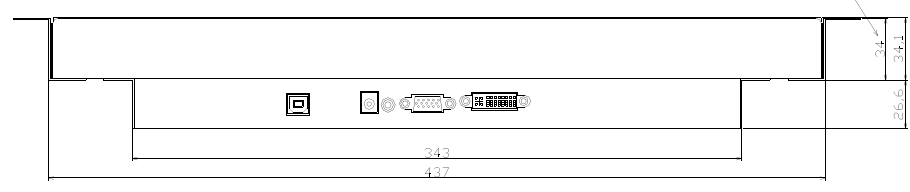
2

1

NO.	COUNT	REVISIONS	DATE (YYMMDD)	APPROVED
△	x		/ /	
△	x		/ /	
.	x		/ /	



This height of Lugs can be revised at buyer's request to min. 10mm.



<p>UNLESS OTHERWISE SPECIFIED, DIMENSIONS ARE IN MILLIMETERS AND TOLERANCES ARE AS FOLLOWS:</p> <table border="1"> <tr><td>0 - 6</td><td>±0.3</td></tr> <tr><td>6 - 15</td><td>±0.1</td></tr> <tr><td>15 - 60</td><td>±0.15</td></tr> <tr><td>60 - 200</td><td>±0.2</td></tr> <tr><td>200 - ∞</td><td>±0.3</td></tr> </table> <p>ANGULAR TOLERANCE: ±0.5°</p>	0 - 6	±0.3	6 - 15	±0.1	15 - 60	±0.15	60 - 200	±0.2	200 - ∞	±0.3	SIZE	SCALE	QUANTITY	MATERIAL	REMARK
	0 - 6	±0.3													
	6 - 15	±0.1													
	15 - 60	±0.15													
	60 - 200	±0.2													
200 - ∞	±0.3														
DRAWN		DATE (YYMMDD)		SHEET 1 OF 1											
DESIGNED		DATE (YYMMDD)		MODEL											
CHECKED		DATE (YYMMDD)		PART NO.											
APPROVED		DATE (YYMMDD)		REV. A											



4

3

2

1

D

D

C

B

A

A